



GÖLGE ARCH. & CONSTRUCTION



ROOF AND FACADE CLADDING



GÖLGE ARCH. & CONSTRUCTION

MACHINERIES :

SPM 30/80-RS *profiling machine*

Based on the SPM 30/80, equipped with the following additional modules:

- **EL** - electro-mechanical length measurement in units of 1 cm
- **RS** - Disc shears for cross-cutting with roller cutter before profiling with a material feed unit



SPM 30/80-RS-LS *profiling machine*

With additional modular unit:

- **LS** - Disc shears for longitudinal cutting before profiling

Available module: • [Guidebox](#)

Further Information

Technical data:

Material thicknesses:	NF metals up to 0.8mm steel up to 0.7mm stainless steel up to 0.5mm thick NF metals 0.9 and 1.0 mm possible by changing the profile gap
Width adjustment:	290 – 880 mm in the intake / 220 – 810 mm axial dimension
Length:	1850 mm without uncoiler/unspooler
Width:	1550 mm ready for operation
Height:	1150 mm
Intake height:	890 mm
Weight:	450 kg
Drive:	1.1 kW, 400 volts, 3-ph. or alternatively 230 volts, single-ph.



GÖLGE ARCH. & CONSTRUCTION



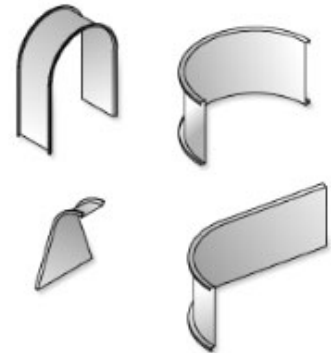
For the production of curved profiled panels, for applications such as dormers, round arches, cupolas, barrel roofs etc. with variable radii starting from 300 mm, depending on the material. Equipped with infinitely variable speed control between 0 and 12 m/min, making it possible to produce even changing radii with no difficulty. The infinitely variable width adjustment between 300 and 800 mm is matched to the production possibilities of the EPM, Mini-Prof, SPM 30/80 und QUADRO series. The RBM can also be used for other profile heights between 25 and 40 mm by exchanging the pressure rollers.



Further Information

Technical data:

Adjustment range:	Axial dimension 300 - 810 mm
minimum radii :	NF-metals from 300 mm radius
	Sheet steel from 1,500 mm radius
	Edelstahl ab Radius 1.500 mm
Material thicknesses:	NF-metals up to 0.8 mm
	Sheet steel up to 0.7 mm
	Stainless steel up to 0.5 mm
Operating speed:	0 - 12 m/min infinitely variable
Length:	1000 mm
Width:	1000 mm
Height:	1200 mm
Weight:	230 kg
Drive:	230 volts, single ph., 0.55 kW

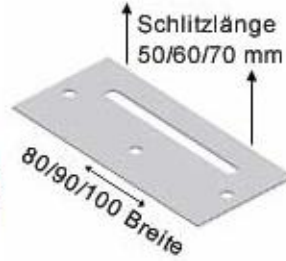




GÖLGE ARCH. & CONSTRUCTION

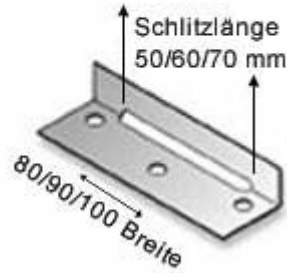
Sliding attachment press **SHM**

Sliding attachment press, motorised device for the manufacture of lower sections of sliding attachments, with a choice of 50 mm, 60 mm or 70 mm slots, made of metal strip 39 mm wide. Bending is carried out in a separate operation, us the AG bending device.



AG *bending device*

The sliding attachment press is supplemented by the bending device. The pre-manufactured segments are fed into this machine by hand and bent up.



Fixed attachment press **FHS**

Handgerät zur Herstellung von Festhaften in einem Arbeitsgang abgestimmt auf das Falzprofil wahlweise für 25, 32 oder 38 mm Profilhöhe, aus Blechstreifen von 39 mm Breite.



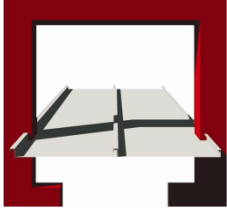


GÖLGE ARCH. & CONSTRUCTION

SOME OF OUR REFERENCES : (In Turkey)

- 1- DOGA CLUB HOLIDAY VILLAGE: 22.000 m²–Painted Galvanize ISTANBUL





GÖLGE ARCH. & CONSTRUCTION

2- DOĞA CLUB HOLIDAY VILLAGE RESTAURANT :3.200 m2 – Painted Galvanize. ISTANBUL



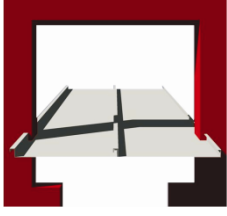
3- OLYMPIC SPORTS CENTER : 7.500 m2 – Painted Galvanize ISTANBUL





GÖLGE ARCH. & CONSTRUCTION





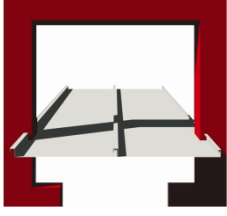
GÖLGE ARCH. & CONSTRUCTION

4- YAPI KREDİ BANK ; CULTURAL CENTER : 4.500 m² – Sandwich Panel
ISTANBUL



5- OPTIMUM VILLAS SPORTS CENTER : 2.200 m²-Painted Galvanize ISTANBUL





GÖLGE ARCH. & CONSTRUCTION

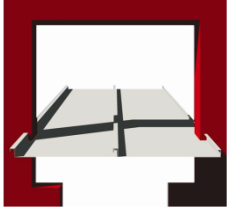
6- OPTIMUM VILLAS - BTK-IS BANK :16.000 m2-Painted Galvanize ISTANBUL



Optimum Evleri - İstanbul



ADRES : ORTA MAH. KARANFIL SOK. NO:23 PENDİK-İSTANBUL/TURKIYE
TEL : 00.90.216.379 45 12 FAX : 00.90.216.379 53 11



GÖLGE ARCH. & CONSTRUCTION

7- MIRAMAR VILLAS - EMTA-BTK :3.000 m2-Painted Galvanize ISTANBUL



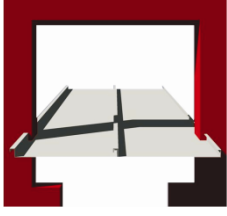
ADRES : ORTA MAH. KARANFIL SOK. NO:23 PENDİK-İSTANBUL/TURKIYE
TEL : 00.90.216.379 45 12 FAX : 00.90.216.379 53 11



GÖLGE ARCH. & CONSTRUCTION

8- GOZTEPE RESIDENCE : 2.500 m2 - Painted Galvanize ISTANBUL





GÖLGE ARCH. & CONSTRUCTION

9. BILFEN CAMLICA HIGHSCHOOL : 2.500 m2-Shingle and Copper ISTANBUL





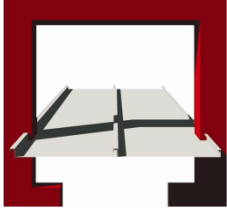
GÖLGE ARCH. & CONSTRUCTION

10. NATILUS RESIDENCE–EMTA-BTK:1.200 m2-Painted Galvanize ISTANBUL



11. MARINE CITY (ENELKA) : 1.200 m2-Painted Galvanize ISTANBUL





GÖLGE ARCH. & CONSTRUCTION



12. ZIRAAT BANK SOCIAL CENTER : 800 m2 – Natural Copper ISTANBUL

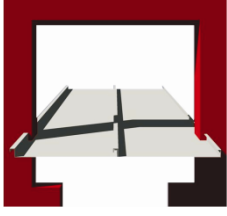




GÖLGE ARCH. & CONSTRUCTION

13. ELSYUM RESIDENCE : 4.000 m2-Painted Galvanize ISTANBUL





GÖLGE ARCH. & CONSTRUCTION

14. GURCUKIZI VILLAS : 1.850 m2-Painted Aluminium ISTANBUL



ADRES : ORTA MAH. KARANFIL SOK. NO:23 PENDİK-İSTANBUL/TURKIYE
TEL : 00.90.216.379 45 12 FAX : 00.90.216.379 53 11

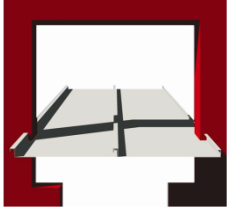


GÖLGE ARCH. & CONSTRUCTION

15. COMPACT VILLAS : 5.150 m2 –Painted Galvanize ISTANBUL



ADRES : ORTA MAH. KARANFIL SOK. NO:23 PENDİK-İSTANBUL/TURKIYE
TEL : 00.90.216.379 45 12 FAX : 00.90.216.379 53 11



GÖLGE ARCH. & CONSTRUCTION

16. HOTEL LATANYA : 1.000 m2 – Painted Aluminium ANTALYA



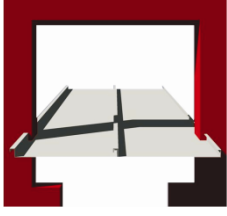


GÖLGE ARCH. & CONSTRUCTION

17. KEMPINSKI RESIDENCE : 700 m2-Painted Aluminium ISTANBUL



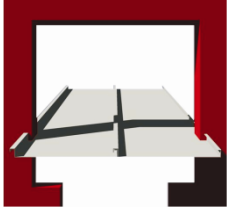
ADRES : ORTA MAH. KARANFIL SOK. NO:23 PENDİK-İSTANBUL/TURKIYE
TEL : 00.90.216.379 45 12 FAX : 00.90.216.379 53 11



GÖLGE ARCH. & CONSTRUCTION

18. TREND RESIDENCE : 29.000 m2 – Painted Galvanize ISTANBUL

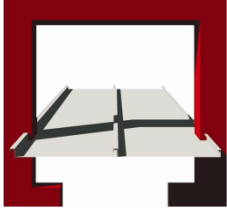




GÖLGE ARCH. & CONSTRUCTION

19. BILKENT UNIVERSITY (TEPE INS.) : 1.450 m²-Titanium Zinc ANKARA





GÖLGE ARCH. & CONSTRUCTION

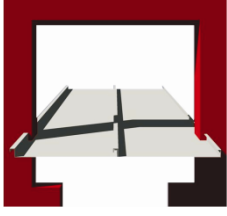
20. BILKENT UNIVERSITY (TEPE INS.): 2500 m²- Titanium Zinc ANKARA





GÖLGE ARCH. & CONSTRUCTION





GÖLGE ARCH. & CONSTRUCTION

21. ARICI CONSTRUCTION : 950 m2- Titanium Zinc GAZİANTEP

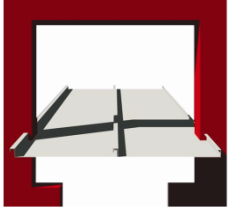


ADRES : ORTA MAH. KARANFIL SOK. NO:23 PENDİK-İSTANBUL/TURKIYE
TEL : 00.90.216.379 45 12 FAX : 00.90.216.379 53 11



GÖLGE ARCH. & CONSTRUCTION





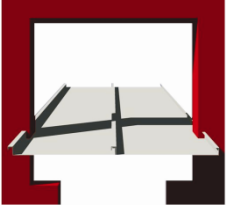
GÖLGE ARCH. & CONSTRUCTION

22. ÇATALCA VILLAS: 750 m2- Titanium Zinc İSTANBUL



ADRES : ORTA MAH. KARANFIL SOK. NO:23 PENDİK-İSTANBUL/TURKIYE
TEL : 00.90.216.379 45 12

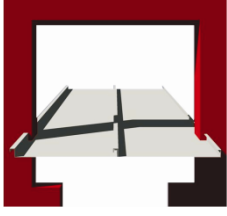
FAX : 00.90.216.379 53 11



GÖLGE ARCH. & CONSTRUCTION

23. YUSUF ALTUN VILLA : 150 m2- Natural Copper İSTANBUL



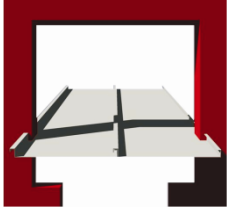


GÖLGE ARCH. & CONSTRUCTION

SOME OF OUR REFERANCES : (In foreign countries :)

- 1- **FOUR SEASONS HOTEL: 3000 m2 – PVC Membrane – 1500 m2-
Prepatina Copper BAKU/AZERBAYCAN**





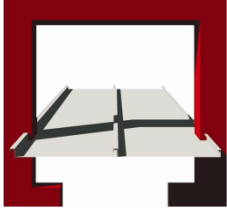
GÖLGE ARCH. & CONSTRUCTION



Application of Prepatina Copper




Application of Prepatina Copper



GÖLGE ARCH. & CONSTRUCTION



Application of PVC Single Ply Membrane



Application of Lead



GÖLGE ARCH. & CONSTRUCTION

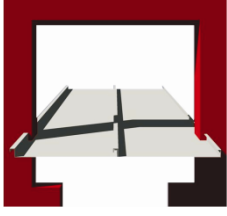
- 2- TURKMENISTAN PRESIDENT ARMY RESIDENCE : 3.500 m2 ASHGABAT
- 3- TURKMENISTAN PRESIDENT RESIDENCE : 1.000 m2 FIRUZE
- 4- TURKMENISTAN PRESIDENT RESIDENCE : 2.000 m2 TURKMENBASI
- 5- TURKMENISTAN GOSTRAH RESIDENCE: 1.000 m2 ASHGABAT
- 6- TURKMENISTAN GOSTRAH V-BANK : 1.000 m2 ASHGABAT



Application of Aluminium



Application of Aluminium



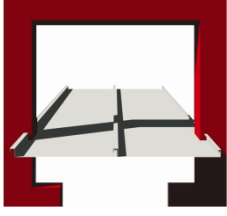
GÖLGE ARCH. & CONSTRUCTION



Application of Aluminium



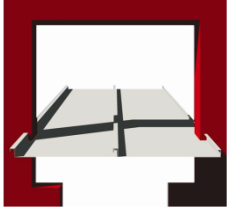
Application of Aluminium



GÖLGE ARCH. & CONSTRUCTION



Application of Aluminium



GÖLGE ARCH. & CONSTRUCTION

7- KAZAKHISTAN RITZ PALACE :1.600 m2- Painted Aluminium ALMATY

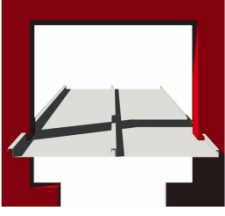




GÖLGE ARCH. & CONSTRUCTION

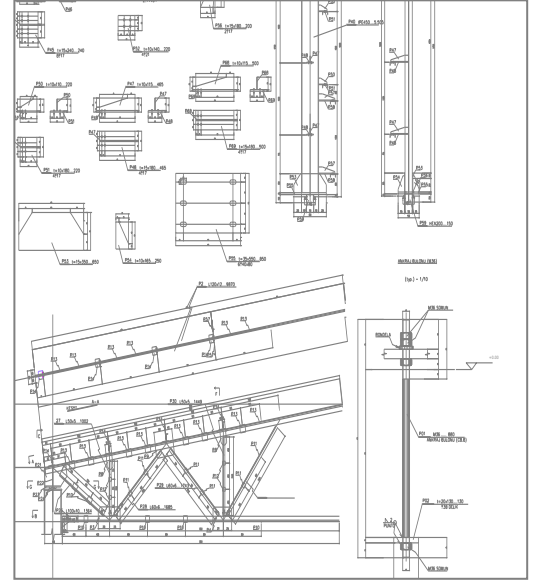
8- MIDDLE EAST TECHNICAL UNIVER CITY :1.050 m2 – Titanium Zinc CYPRUS





GÖLGE ARCH. & CONSTRUCTION

STEEL CONSTRUCTION :





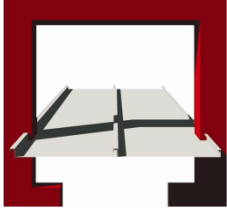
GÖLGE ARCH. & CONSTRUCTION

1- CAFETERIA : ISTANBUL / TURKIYE :1.250 m2



2- DUMANKAYA INS: ISTANBUL/TURKIYE : 750m2





GÖLGE ARCH. & CONSTRUCTION



3- DUMANKAYA : ISTANBUL / TURKIYE : 1.200 m2





GÖLGE ARCH. & CONSTRUCTION



4- DUMANKAYA: ISTANBUL / TURKIYE : 1.000 m2





GÖLGE ARCH. & CONSTRUCTION

